

- High level of driving comfort
- Precise handling in all road conditions
- Excellent mileage
- Low fuel consumption



SUMMER



TOURING



SAFETY



COMFORT



## Features and Benefits



### Symmetric pattern design with four main longitudinal grooves

To reduce aquaplaning and improve wet handling, braking performances and safety.




### Closed shoulder design and a variable-pitch tread

To maximize the comfort and reduce the noise.



### Crown-optimized 3-segment arc profile

To offer excellent handling.



### Latest generation compound formula




To grant an exceptional mileage and tire durability.



### Unique asymmetric groove angles

Combined with the steel blade design, for extreme grip in all weather conditions.

## Product Specifications

Segment	Width	Ratio	Rim	LI	SI	XL				Noise
CAR	205	50	17	93	W	XL	D	B	B	72
CAR	205	50	16	91	W	XL	C	B	B	72
CAR	195	50	16	88	V	XL	D	B	B	72
CAR	225	55	16	99	W	XL	C	B	B	72
CAR	215	55	16	97	W	XL	C	B	B	72
CAR	205	55	16	91	V	-	C	B	B	71
CAR	205	55	16	94	W	XL	C	B	B	72
CAR	195	55	16	87	V	-	D	B	B	71
CAR	185	55	16	87	V	XL	C	B	B	71
CAR	175	55	16	80	H	-	D	C	B	70
CAR	195	55	15	85	V	-	D	B	B	71
CAR	185	55	15	82	V	-	D	B	B	70
CAR	225	60	16	102	V	XL	C	B	B	72
CAR	215	60	16	99	V	XL	C	B	B	72
CAR	205	60	16	96	V	XL	C	B	B	72
CAR	195	60	16	89	V	-	C	B	B	71
CAR	185	60	16	86	H	-	D	B	B	70
CAR	195	60	15	88	V	-	C	B	B	71
CAR	185	60	15	88	H	XL	D	B	B	71
CAR	185	60	14	82	H	-	D	B	B	70
CAR	205	65	16	95	H	-	C	B	B	71
CAR	205	65	15	94	V	-	D	B	B	71
CAR	195	65	15	91	H	-	C	B	B	71
CAR	195	65	15	95	V	XL	C	B	B	72
CAR	185	65	15	88	H	-	D	B	B	70
CAR	185	65	14	86	H	-	D	B	B	70
CAR	175	65	14	86	H	XL	D	C	B	71
CAR	175	65	14	82	T	-	D	C	B	70
CAR	205	70	15	96	H	-	C	B	B	71
CAR	185	70	14	88	H	-	D	B	B	70