

# AgileX<sup>AT</sup> TR292

- The AgileX All Terrain tire: toughness , traction and mileage
- The tire developed to address the growing market for balanced on and off-road performance and for consumers wanting the flexibility of great on and off-road mileage
- The AgileX All Terrain delivers agility in all conditions
- Full range able to cover all light truck sizes



4X4



ALL TERRAIN



ROBUST



RIM

15" - 20"

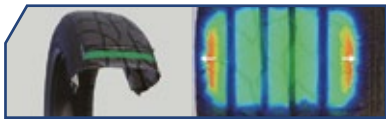


RATIO

50 - 85



## Features and Benefits



### Optimized belt angle and width

For better footprint distribution, resulting in increased tread stability with better handling.



### Strengthened shoulder block with intermediate slot design

For increased rigidity, resulting in reduced ride noise and avoiding uneven wearing.



### Large shoulder slots design

For increased gripping and dispensing efficiency, resulting in confident off-road traction performance.



### Four main rib grooves design, deep sipe and wide shoulder

For efficient water dispersion and drainage, resulting in good handling and wet braking performance.



### Balanced on/off road compound

For absorbing road vibration and balanced performance on paved / unpaved roads, resulting in excellent driving performance and low noise.









### High sidewall ply turn-up

For a reduction in carcass deformation and enhanced sidewall strength, resulting in increased resistance to sidewall damage.

## Product Specifications



Segment	Width	Ratio	Rim	LI	SI	XL				Noise
4X4	265	50	20	111	T	-	D	C	B	73
4X4	275	55	20	117	T	XL	D	C	B	72
4X4	255	55	18	109	H	XL	D	C	B	73
4X4	275	60	20	115	T	-	D	C	B	72
4X4	265	60	18	114	H	XL	D	C	B	73
4X4	235	60	18	103	T	-	D	C	B	71
4X4	205	60	15	91	H	-	D	C	B	71
4X4	275	65	18	116	H	-	D	C	B	73
4X4	265	65	17	112	S	-	D	C	B	72
4X4	255	65	17	110	H	-	D	C	B	72
4X4	245	65	17	111	T	XL	D	C	B	72
4X4	235	65	17	104	T	-	D	C	B	71
4X4	225	65	17	106	T	XL	D	C	B	72
4X4	235	65	16	107	T	-	D	C	B	72
4X4	205	65	15	94	H	-	D	C	B	71
4X4	285	70	17	117	T	-	D	C	B	72
4X4	275	70	17	114/110	T	-	D	B	B	72
4X4	265	70	17	115	S	-	D	C	B	72
4X4	265	70	17	121/118	S	-	D	B	B	71
4X4	245	70	17	110	S	-	D	C	B	71
4X4	245	70	17	114/110	S	-	D	B	B	72
4X4	225	70	17	108	S	-	D	C	B	72
4X4	265	70	16	112	S	-	D	C	B	72
4X4	265	70	16	117/114	S	-	D	B	B	72
4X4	255	70	16	115	T	XL	C	C	B	73
4X4	245	70	16	111	S	XL	D	C	B	72
4X4	235	70	16	106	S	-	D	C	B	71

Segment	Width	Ratio	Rim	LI	SI	XL				Noise
4X4	225	70	16	103	T	-	D	C	B	71
4X4	215	70	16	100	T	-	D	C	B	71
4X4	235	70	15	103	H	-	D	C	B	71
4X4	205	70	15	96	T	-	D	C	B	71
4X4	245	75	17	112	R	-	D	C	B	71
4X4	265	75	16	116	S	-	D	C	B	72
4X4	245	75	16	111	Q	-	D	C	B	71
4X4	245	75	16	120/116	S	-	D	B	B	72
4X4	225	75	16	108	Q	XL	D	C	B	72
4X4	225	75	16	115/112	T	-	D	B	B	72
4X4	235	75	15	109	S	XL	D	C	B	72
4X4	235	75	15	110/107	S	-	D	B	B	72
4X4	225	75	15	110/108	S	-	D	B	B	72
4X4	215	75	15	100	S	-	D	C	B	71
4X4	205		16	110/108	T	-	D	B	B	72
4X4	235	85	16	120/116	Q	-	D	B	B	72
4X4	215	85	16	115/112	R	-	D	B	B	72
4X4	31	10.5	15	109	S	-	C	B	B	72
4X4	30	9.5	15	104	S	-	D	B	B	72